

 **RAMA CORPORATION**
QUOTE FORM FOR RAMA®HELIX HEATER

INQUIRY DATE: _____ QTY: _____
COMPANY: _____ CONTACT NAME: _____
ADDRESS: _____ CITY: _____ STATE: _____ ZIP: _____
PHONE: _____ E-MAIL: _____

SPECIFICATIONS:

VOLTS: _____ WATTS: _____ WATT DENSITY: _____ MAX TEMP (°F) _____
INSIDE DIAMETER STANDARD: NOMINAL (ACTUAL) 1/2" (.499) 5/8" (.620) 3/4" (.745) 7/8" (.870) 1" (.995)
INSIDE DIAMETER METRIC: NOMINAL (ACTUAL) 12 (.470") 12.5 (.491") 16 (.620) 20 (.785") 22 (.861")
COILED LENGTH: _____ +.00/-.25 HEAT: NON-PROFILED PROFILED (1.50" MINIMUM COILED LENGTH REQUIRED)
FINISH: NON-FLATTEND FLATTEND (AVAILABLE UP TO 1" INSIDE DIAMETER.)

BEND CONFIGURATIONS AND "H" DIMENSIONS: PLEASE SEE CATALOG ON WEBSITE FOR DESIGN PARAMETERS

FIG. 1, 'H' _____ FIG. 2, 'H' _____ 'B' _____ FIG. 3, 'H' _____ 'A' _____ FIG. 4, 'B' _____
 FIG. 5, 'H' _____ 'B' _____ 'A' _____ FIG. 6, 'H' _____ 'B' _____ FIG. 7, 'H' _____ 'B' _____ 'A' _____
 FIG. 8, 'H' _____ 'B' _____ OTHER (DIMENSIONAL DRAWING MUST BE SUBMITTED)

TERMINATION:

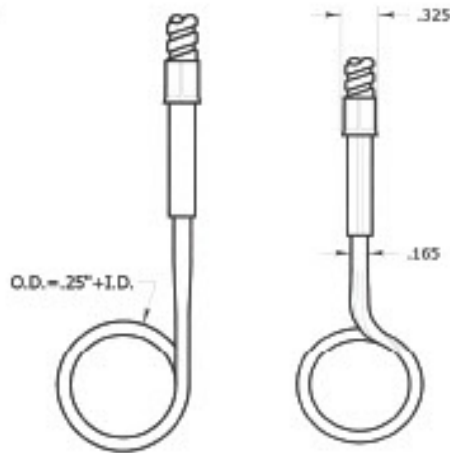
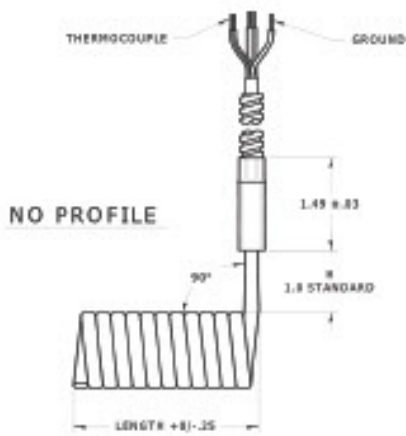
TERMINATION: STANDARD OPTIONAL
LEADWIRE LENGTH: _____ ±2% GROUND WIRE LENGTH: _____ ±2%
THERMOCOUPLE LENGTH: _____ ±2% TYPE 'J' (STANDARD) TYPE 'K' OTHER
ARMOR LENGTH: _____ ±2% Si/FIBER SLEEVE S/S BRAID S/S CONDUIT

LARGER DIAMETERS AND SPECIAL BEND CONFIGURATIONS MAY BE AVAILABLE FOR MANUFACTURE AND FLATTENING. CONSULT FACTORY FOR SPECIAL SIZES.

NOTE ANY SPECIAL REQUIREMENTS BELOW:

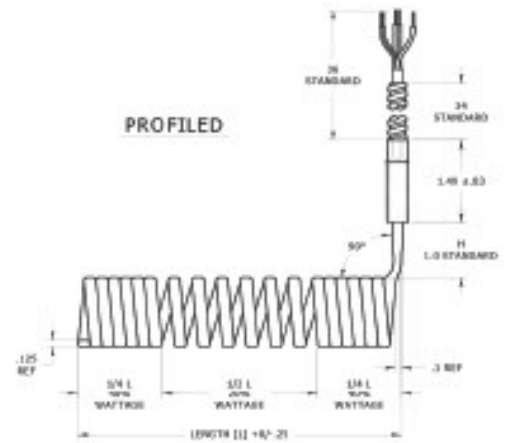


COILED DESIGN PARAMETERS



OPTIONAL
TERMINATION

STANDARD
TERMINATION



* Please specify termination and 'H' dimension when ordering *

BEND CONFIGURATIONS 'H' DIMENSION

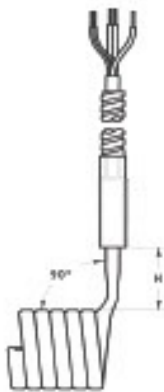


FIG. 1

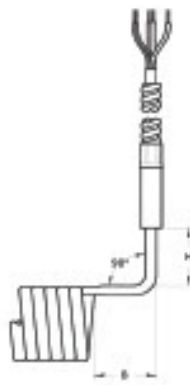


FIG. 2



FIG. 3

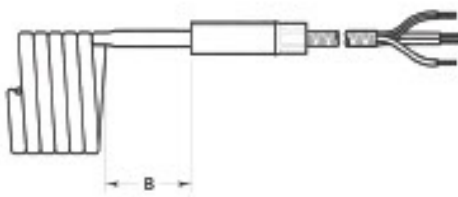


FIG. 4

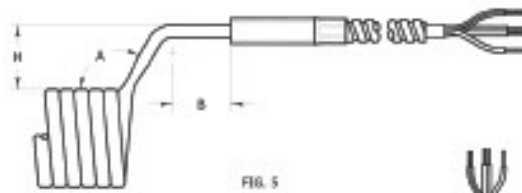


FIG. 5

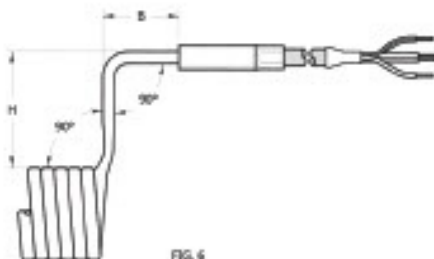


FIG. 6

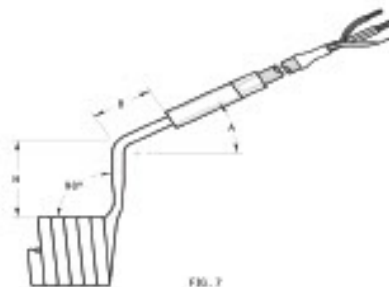


FIG. 7

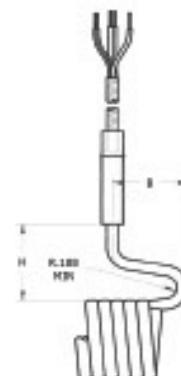


FIG. 8